

Sharing your Showcase Portfolio

You – How can you share the location of your work for others to find?

Stakeholders – How can you find the work of your colleagues?

Share your Showcase Collection

There are several ways to share your work.

- Share a single page
- Share a collection
- Share your profile and link to pages or collections

There are also several ways to send the link to other people to view.

- Email the link
- Use a QR code
- Post the link via social software

Sharing a page or Collection:

- When you are logged in, go to your Portfolio tab and then click on SHARED BY ME.
 - You will have the option to share collections or pages.
 - If you share a collection, *the pages in the collection will automatically be shared.*



Share

Collections	Access list	Edit access
EDTC Year 2 - Showcase - to copy	EDT 2203, EDTC Year 2 Copying is allowed	
Paul Leslie - Competencies Model	Nada Abdulrahim (H00150428), EDTC Year 2 Public Copying is allowed	Edit access
Portfolio @ SWC	Public	

- Click on EDIT ACCESS and then select which items you wish to share.

- In this view, the sharing settings for the item that you selected on the previous page appears under ADDED.
- You can control the length of time for which the item will be shared, or leave it open.

Edit access ¹

By default, only you can see your collections and pages. You can share pages with others by adding access rules below. You may set multiple rules. When you are done, scroll down and click "Save" to continue.

Collections All None

EDTC Year 2 - ... Paul Leslie - ... Portfolio @ SWC Step 5 Project... testing

Pages All None

My Teaching Blogs Portfolio Conc... Portfolio Journal Sharing Docs a... journal_two co

Share with	Added	Access date/time From:
<input type="button" value="Add"/> Public	EDT 2203	<input type="text"/>
<input type="button" value="Add"/> Logged-in users	EDTC Year 2	<input type="text"/>
<input type="button" value="Add"/> Friends		

Share with my groups

All my groups

EDT 2203

EDTC Year 2

Share with users

▶ [Share with other users and groups](#)

▶ [Advanced options](#)

- The item you selected on the previous page should appear selected on this page.
- You can choose to share the item (collection or page) with the groups shown.
 - PUBLIC is the only option that will allow the collection to be viewed by people who are not logged into the site.

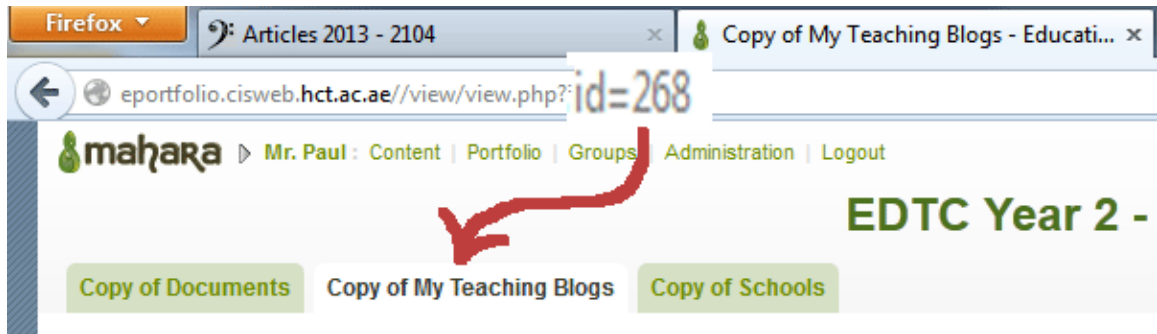
The collection you have shared is now open for visitors.

Send the link to others

Public Users

- Once you have shared the collection, open the collection and then copy the URL of the collection from the address bar.
 - Note that although you can see the whole collection in the tabs, the id that shows in the address bar is for the specific page. Whatever Page is highlighted

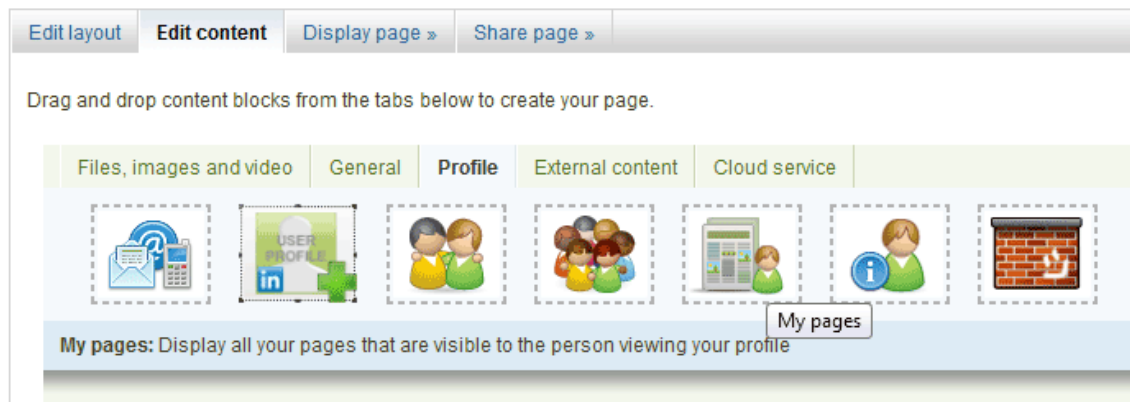
when you copy the address will be the page that opens first when you share the link



- You can email this link.

Mahara members

- Go to your profile page and either:
 - Check to ensure that your “My Pages” module is visible on your page. It should be there by default.
 - It allows people to see whatever pages are visible to them.
 - If someone clicks on a page that is in a collection, it will show the whole collection provided that the collection has been shared.
 - This may be a bit messy and confusing for infrequent visitors.

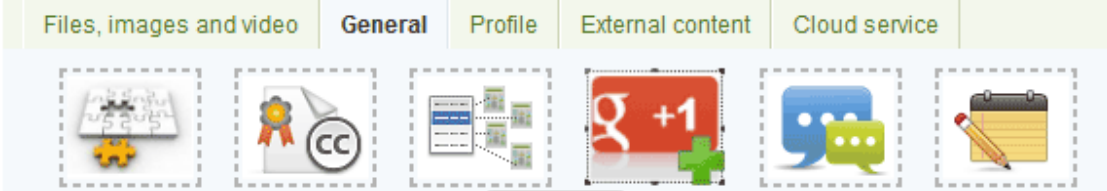


- Or, you can add a link to a collection.

Edit layout Edit content Display page » Share page »




Drag and drop content blocks from the tabs below to create your page.

Files, images and video General Profile External content Cloud service



Navigation: Display a collection of pages in a simple navigation list.

- The link will display the pages in the collection.

Sample Collection   

- Paul's Behavioral Competencies**
- Documents**
- School Map**
- Teaching Gallery - Images**

Stakeholders: Finding a Participant Portfolio

- When members go to the Mahara site and log in, they will be able to find participants through the groups.
 - Participants may belong to more than one group.
- All members will also be added to the “Mahara Members” Group.
- Once a participant is located, Mahara members can simply click on the participant name to view the profile.
 - Note that while many of the pages can be viewed without logging in, groups cannot be accessed without logging in.
 - Also, members must be logged in to leave comments on pages.